



Total Solution Provider in Saw Device

SA942CM

EGSM, RF SAW Filter

Revision 0: April 2011



- Electrical Characteristics
 - Package Dimensions
 - Testing Environment
 - Frequency Characteristics
-

SAWNICS Inc.

460 Cheonheung-ri, Seonggeo-eup, Cheonan-si, Chungcheongnam-do, 330-836 / Korea.
Tel: +82 41 550 9372 / Fax: +82 41 550 9399 / www.sawnics.com

□ Electrical Characteristics

Maximum Ratings

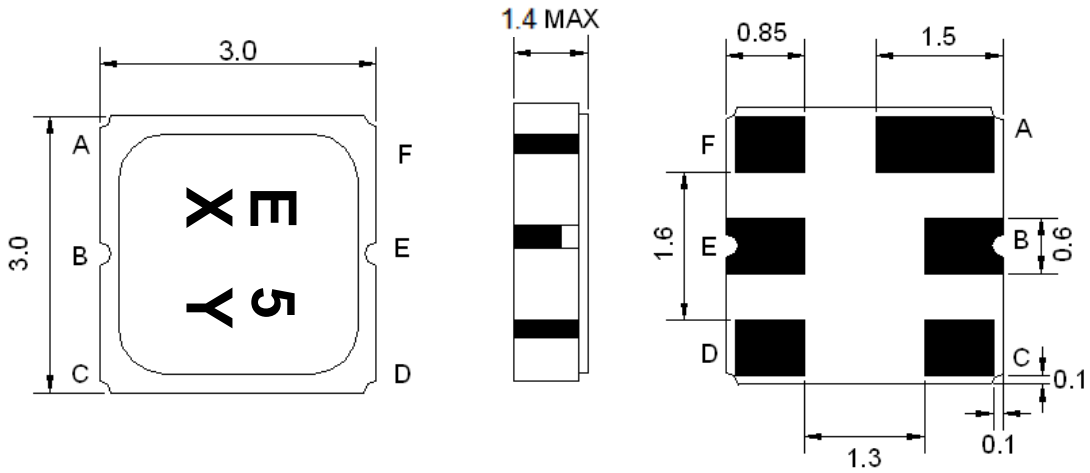
Parameters Description	Unit	Minimum	Typical	Maximum
Operating Temperature Range	°C	0	-	+50
Storage Temperature Range	°C	-40	-	+85
Maximum DC Voltage	V	-	-	0
Maximum Input Power	dBm	-	-	15
Source Impedance (single ended) ⁽¹⁾	Ω	-	50	-
Load Impedance (single ended) ⁽¹⁾	Ω	-	50	-
Package type & size	M			
Length x Width	mm ²	-	3.0 x 3.0	-
Height	mm	-	-	1.3

Electrical Specification

Parameters Description	Unit	Minimum	Typical	Maximum
Center Frequency (Fo)	MHz	-	942.5	-
Insertion Loss within 925.0 ~ 960.0 MHz	dB	-	2.0	3.5
Amplitude Ripple within 925.0 ~ 960.0 MHz	dB _{p-p}	-	1.4	2.0
Return Loss within 925.0 ~ 960.0 MHz	dB	8	10	-
Attenuation:				
588.0 ~ 623.0 MHz	dB	20	26	-
1200.0 ~ 3000.0 MHz	dB	15	28	-
20.0 ~ 400.0 MHz	dB	20	28	-
1093.5 ~ 1128.5 MHz	dB	20	28	-
880.0 ~ 915.0 MHz	dB	20	26	-

Notes : (1) No Matching Network .

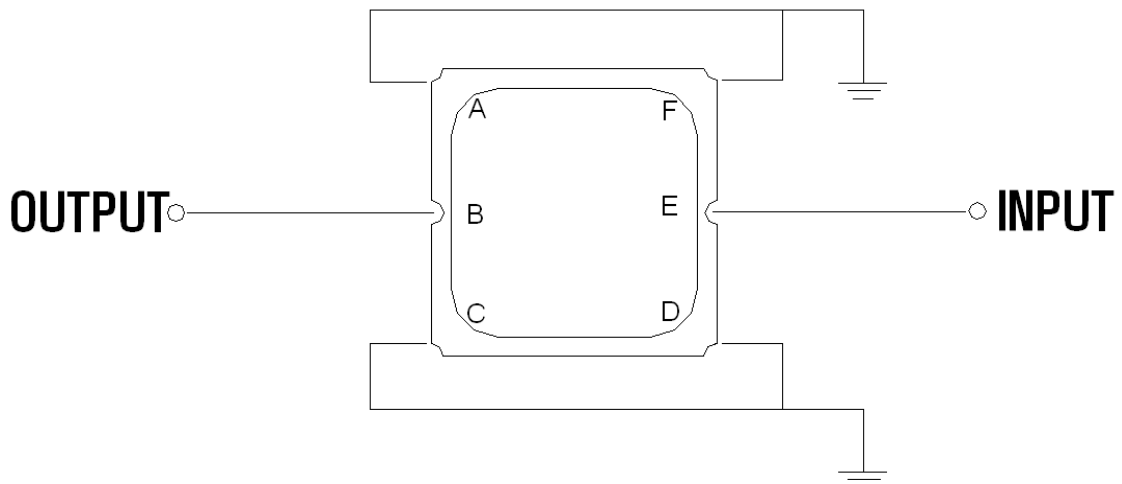
Package Dimensions



Marking Descriptions	
E	EGSM Application
5	Series Number
X	Date Code(Year)
Y	Date Code(Month)

Pin Description	
A, C, D, F	Ground
E	In or Out
B	Out or In

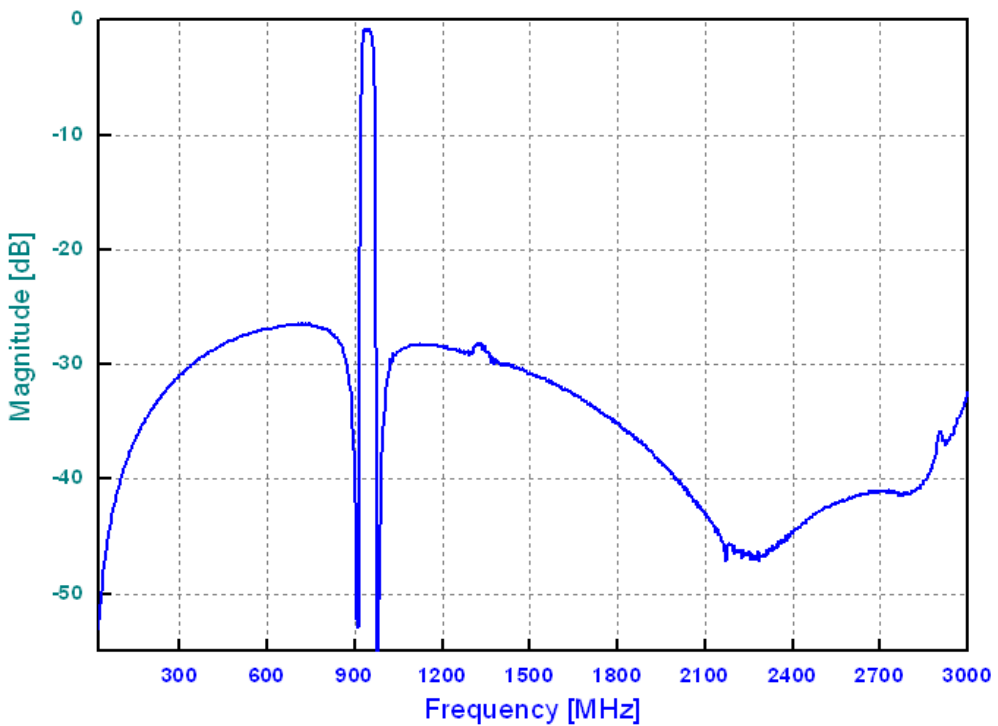
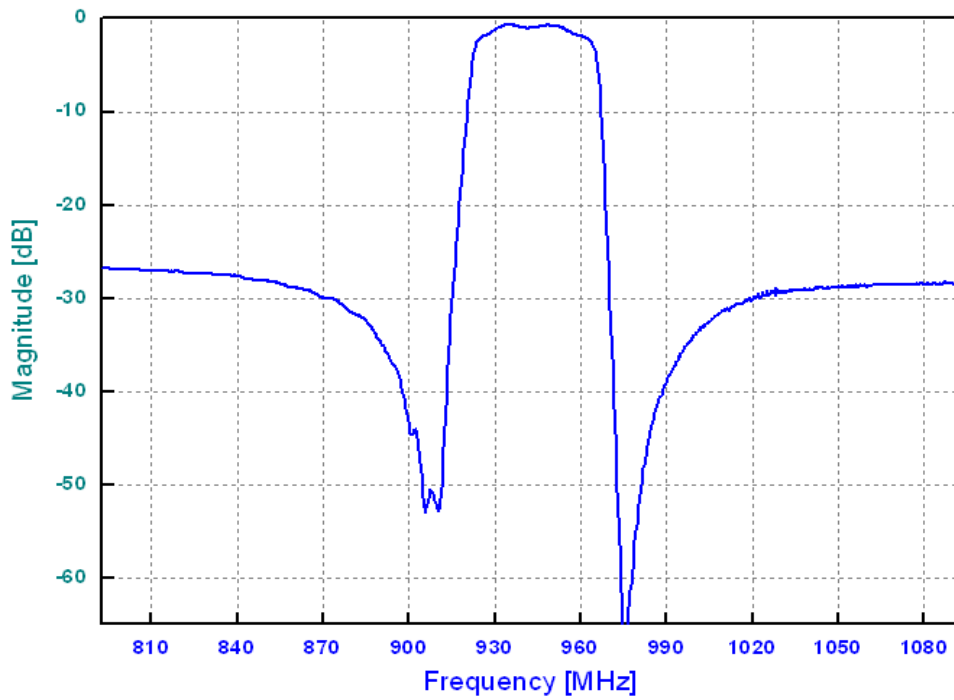
Testing Environment



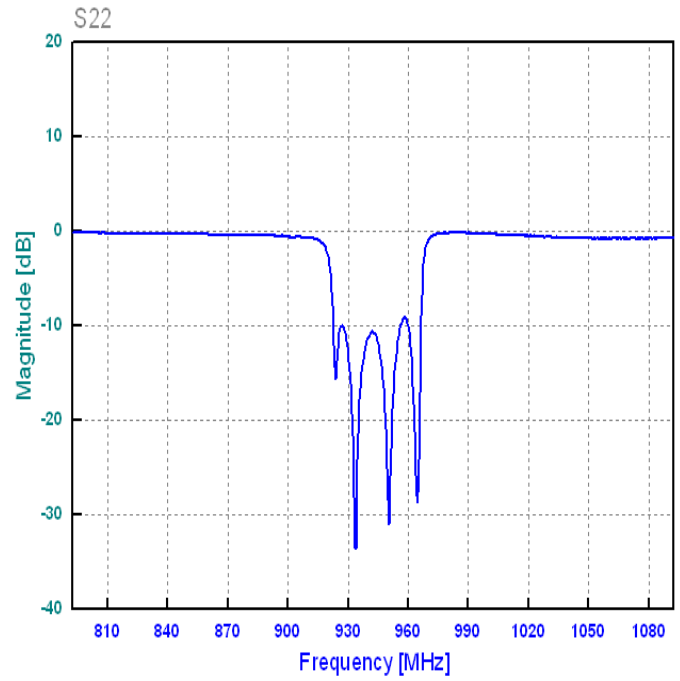
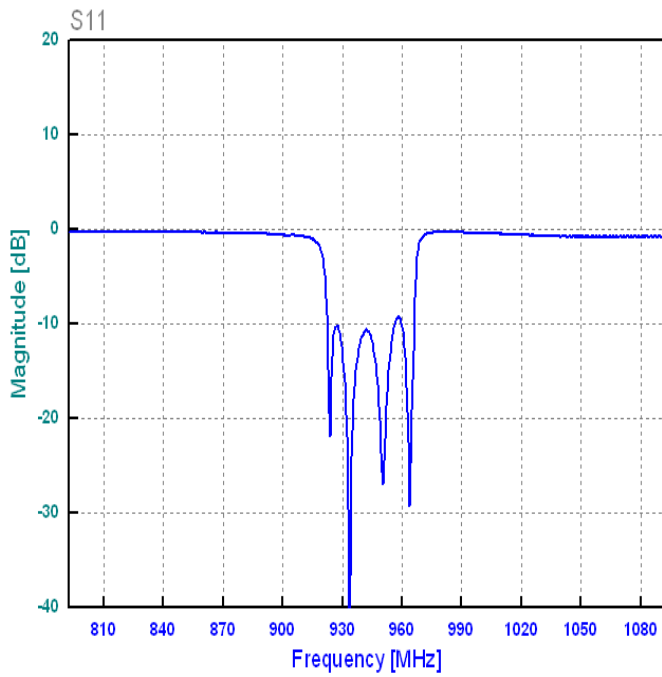
Source & Load Impedance: 50 Ω

□ Frequency Characteristics

Frequency Response



Return Loss



Smith Chart

